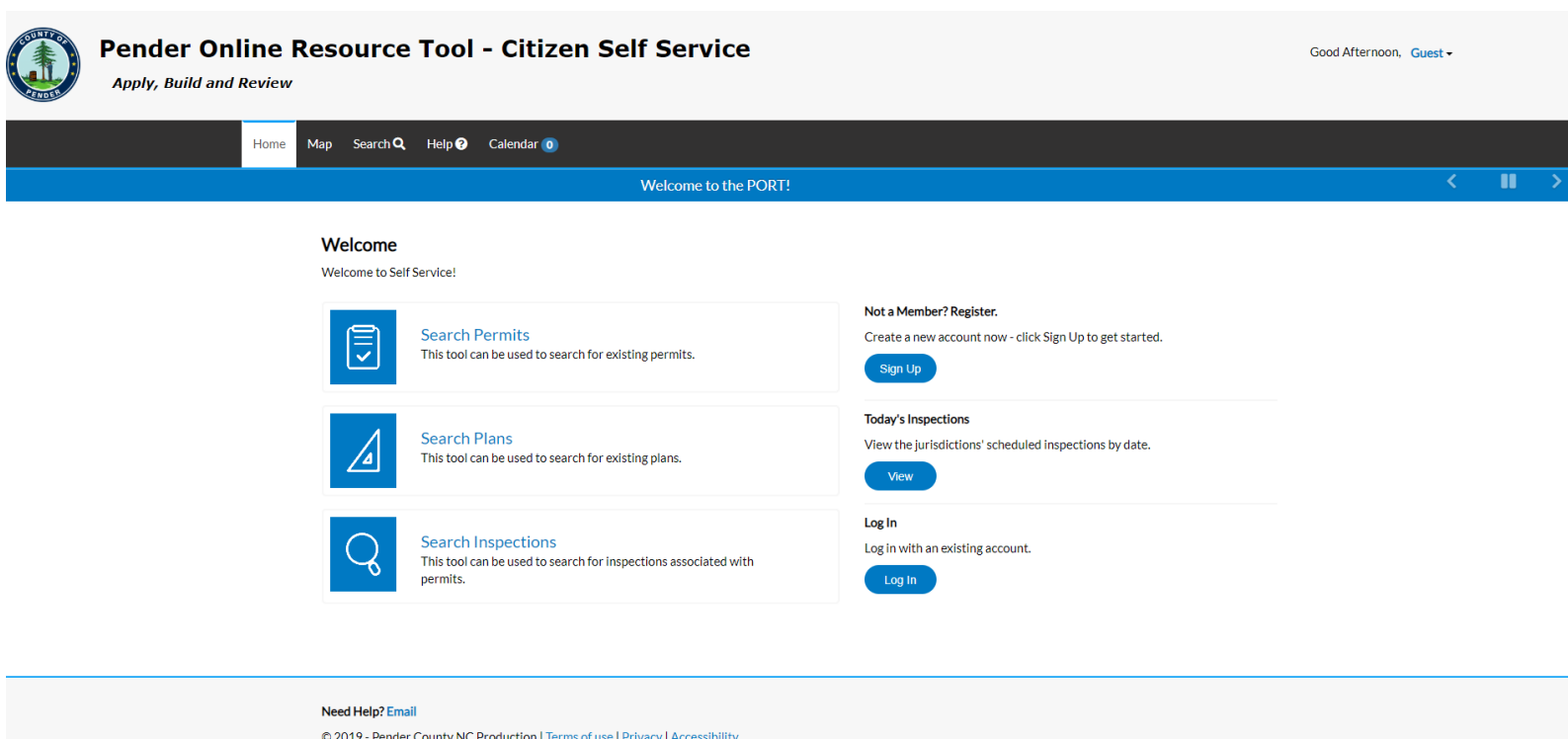


## How to Register on the Pender Online Resource Tool (PORT)

The PORT is an online portal that allows citizens of Pender County to apply for permits, see the status of current permits, and even pay fees online. In order to use the PORT, citizens must register their account, which is what this How To was made for!

1. Navigate to the Pender Online Resource Tool homepage (The current version as of April 2019 is displayed below).




The screenshot shows the homepage of the Pender Online Resource Tool (PORT) for Citizen Self Service. The page features a navigation bar with links for Home, Map, Search, Help, and Calendar. A welcome message reads "Welcome to the PORT!". The main content area is titled "Welcome" and includes a "Welcome to Self Service!" message. There are three search options: "Search Permits" (This tool can be used to search for existing permits.), "Search Plans" (This tool can be used to search for existing plans.), and "Search Inspections" (This tool can be used to search for inspections associated with permits.). On the right side, there are sections for "Not a Member? Register." (Create a new account now - click Sign Up to get started. Sign Up button), "Today's Inspections" (View the jurisdictions' scheduled inspections by date. View button), and "Log In" (Log in with an existing account. Log In button). At the bottom, there is a "Need Help? Email" link and a copyright notice: "© 2019 - Pender County NC Production | Terms of use | Privacy | Accessibility".


2. To register, click the Sign Up button under the Welcome portion of the page.

## Welcome


Welcome to Self Service!



**Search Permits**  
This tool can be used to search for existing permits.



**Search Plans**  
This tool can be used to search for existing plans.



**Search Inspections**  
This tool can be used to search for inspections associated with permits.

**Not a Member? Register.**  
Create a new account now - click Sign Up to get started.

[Sign Up](#)

**Today's Inspections**  
View the jurisdictions' scheduled inspections by date.

[View](#)

**Log In**  
Log in with an existing account.

[Log In](#)

3. On Step 1 of the Registration process, enter your email. The email could be something like pendercitizen@gmail.com, pendercitizen@yahoo.com, pendercitizen@aol.com, etc. **Make sure that you have access to this email account as you will receive an email confirmation upon sign up.**

## Registration

Step 1 of 3: Email Address

Your e-mail address is your username.

Email

[Next](#)

4. Once you have entered a valid email, click next.

### Registration

Step 1 of 3: Email Address

Your e-mail address is your username.

Email  [Next](#)

5. Notice the message at the bottom.

### Registration

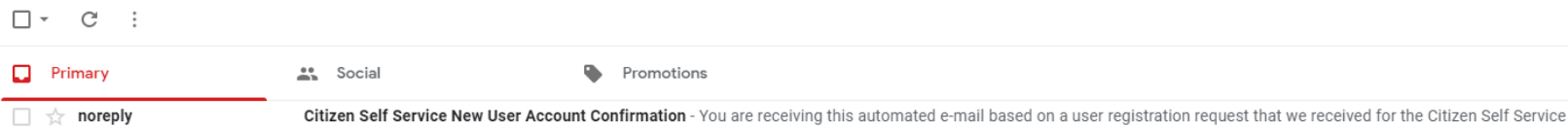
Step 1 of 3: Email Address

Your e-mail address is your username.

Email  [Next](#)

Please check your e-mail. The confirm email link in the body of the e-mail must be clicked to move to the next step of the registration process.

6. Check the email that you signed up with. You should have received an email titled **Citizen Self Service New User Account Confirmation**.



7. Open the Email. The following text will be displayed:

“You are receiving this automated e-mail based on a user registration request that we received for the Citizen Self Service tool for our jurisdiction. The purpose of this confirmation is to validate the e-mail address that was provided in the initial user registration process is the correct e-mail address for your user account. Please click the link below to continue to the next step of the user registration process.

Confirm”

noreply@pendercountync.gov  
to me ▾

4:48 PM (8 minutes ago) ☆ ↶

You are receiving this automated e-mail based on a user registration request that we received for the Citizen Self Service tool for our jurisdiction. The purpose of this confirmation is to validate the e-mail address that was provided in the initial user registration process is the correct e-mail address for your user account. Please click the link below to continue to the next step of the user registration process.

[Confirm](#)

8. Click Confirm.

noreply@pendercountync.gov  
to me ▾

4:48 PM (8 minutes ago) ☆ ↶

You are receiving this automated e-mail based on a user registration request that we received for the Citizen Self Service tool for our jurisdiction. The purpose of this confirmation is to validate the e-mail address that was provided in the initial user registration process is the correct e-mail address for your user account. Please click the link below to continue to the next step of the user registration process.

[Confirm](#)

9. On the page that opens, click Register.

## Registration

### Step 2 of 3: Email Address

Your e-mail address is your username.

Email @gmail.com

Back

Register

10. This will continue on to Step 3. Fill out the required information (anything with a \*), check the "I'm not a robot" box, and hit submit.

Registration

Step 3 of 3: Contact Information

PERSONAL INFO

\*REQUIRED

* First Name	<input type="text"/>
	First name is required.
Middle Name	<input type="text"/>
* Last Name	<input type="text"/>
Company	<input type="text"/>
Business Phone	<input type="text"/>
Home Phone	<input type="text"/>
Mobile Phone	<input type="text"/>
Fax	<input type="text"/>
Other Phone	<input type="text"/>
* Email Address	<input type="text" value=" @gmail.com"/>
* Contact Preference	<input type="text" value="Address"/>

**PASSWORD**

The password must be at least 8 characters long with at least one lower case letter, one upper case letter, and one number.

\* Password

\* Confirm Password

**ADDRESS**

Country Type

Enter Address

\* Street Number

\* Street Name

\* City


State

\* Postal Code

County

Unit or Suite

\* Address Type

I'm not a robot  reCAPTCHA  
Privacy - Terms

11. You have successfully registered! Now you can log in to your PORT account.

**Thank you for registering**

Thank you for registering for an account. Your account is now active and ready to be used.